












# 600 Plinska kuhala

Model							
	mm	Kg	m <sup>3</sup>	kW	kcal/h	Btu/h	kW
 <p><b>K6GCU05TT</b></p>	<b>a</b> 600	17	0,13	9	7738,6	30726	-
	<b>b</b> 300						
<b>h</b> 280							
Plinsko kuhalo s 2 plamenika, gornja jedinica							
 <p><b>K6GCU10TT</b></p>	<b>a</b> 600	30	0,23	18	15477	61452	-
	<b>b</b> 600						
<b>h</b> 280							
Plinsko kuhalo s 4 plamenika, gornja jedinica							
 <p><b>K6GCU10FF</b></p>	<b>a</b> 600	63	0,5	22	18916,5	75108	-
	<b>b</b> 600						
<b>h</b> 850							
Plinsko kuhalo s 4 plamenika + plinska pećnica 1/1 GN							
 <p><b>K6MCU10FF</b></p>	<b>a</b> 600	68	0,5	18	15477	61452	3
	<b>b</b> 600						
<b>h</b> 850							
Plinsko kuhalo s 4 plamenika + električna peć 1/1 GN							